



MASON INDUSTRIES, Inc.

MERCER RUBBER Co.

350 Rabro Drive, Hauppauge, NY 11788
Mason- 631/348-0282 • Info@Mason-Ind.com
Mercer- 631/582-1524 • Info@Mercer-Rubber.com
FAX 631/348-0279



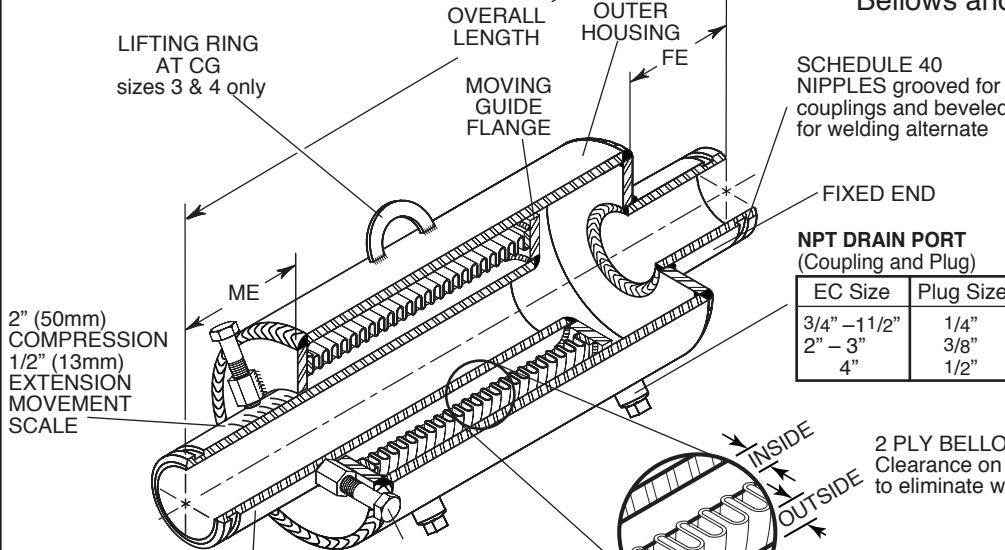
JOB NAME
CUSTOMER
CUSTOMER P.O.
MASON M.
DWG No.

ECGWN-SS-NSF

2" (50mm) Movement
SS EXPANSION COMPENSATOR with GROOVED WELD NIPPLES

ALL COMPONENTS STAINLESS STEEL

GROOVED NIPPLES MAY BE WELDED IN PIPELINES AS AN ALTERNATE.



Bellows are externally pressurized. 3.5 Minimum Safety Factor for both Bellows and Housing.



WATER QUALITY DRINKING WATER SYSTEM COMPONENT ANNEX G of ANSI / NSF 61 (4RV6)

SCHEDULE 40 NIPPLES grooved for couplings and beveled for welding alternate

NPT DRAIN PORT (Coupling and Plug)

Table with 2 columns: EC Size, Plug Size. Rows include 3/4"-1 1/2", 2"-3", and 4".

Drain Plugs are often removed to allow attachment of drain hose for blow down or drainage.

2 PLY BELLWS Clearance on both sides to eliminate wear

BELLWS CLEARANCE

Conforms to UL and ANSI/NSF 61 Approved Temperature Range.

Full Vacuum Rating- 30" (762mm) Hg

LOCKING BOLTS Release after installation

Table with 2 columns: EC Size, Bolt No & Size. Rows include 1/2"-2", 2 1/2"-3", and 4".

ECGWN-SS-NSF DIMENSIONS AND PRESSURE RATINGS (American & Metric Units) 2" (50mm) COMPRESSION, 1/2" (13mm) EXTENSION

Large table with columns for Pipe Size, Overall Length, ME, FE, Outer Housing O.D., Nominal Bellows Clearance, Spring Rate, Thrust, and Rated Pressure.

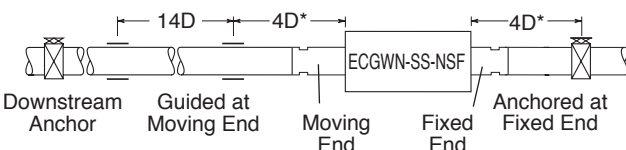
Lower Thrust Forces in proportion at lower pressures, i.e. 100 psi Force = 100/200 x published Thrust. Forces on Pipe Anchors must include Thrust Force and Spring Force.

EC's installed in piping systems must be anchored on both sides of the joint. EC's installed in unanchored piping must have control rods.

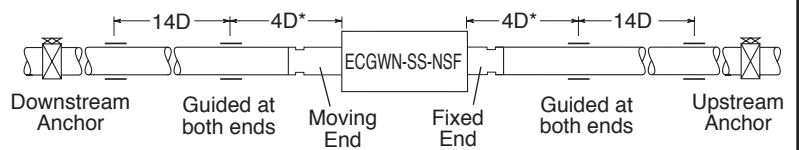
When using ECGWN-SS-NSF products in copper or brass water systems, dielectric couplings must be used on each end to prevent leakage from galvanic action.

GUIDE SPACING - Referencing Pipe Diameter "D"

Guides and Anchor for ECGWN-SS-NSF located near Anchor



Guides and Anchors for ECGWN-SS-NSF located between Anchors



\*Plus an additional 3" (76mm) for Sizes 3/4" to 2 1/2"

Table with columns: QTY, SIZE, TAG

Table with columns: QTY, SIZE, TAG