



MASON INDUSTRIES, Inc.

Manufacturers of Vibration Control Products

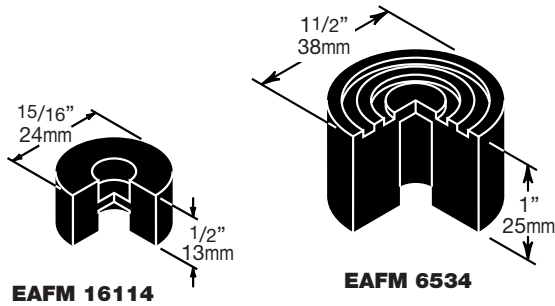
350 Rabro Drive
Hauppauge, NY 11788
631/348-0282
FAX 631/348-0279
Info@Mason-Ind.com

2101 W. Crescent Ave., Suite D
Anaheim, CA 92801
714/535-2727
FAX 714/535-5738
Info@MasonAnaheim.com
www.Mason-Ind.com

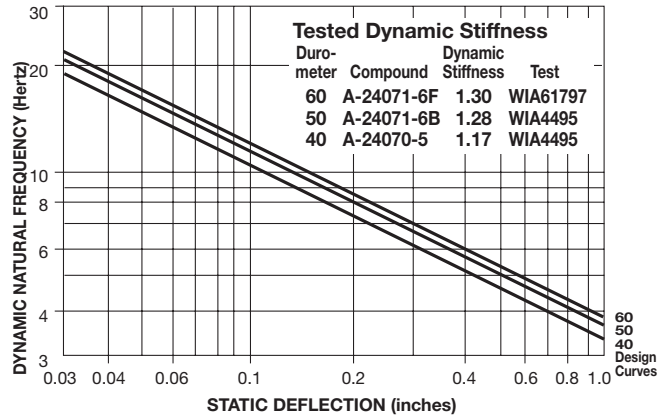
JOB NAME _____
 CUSTOMER _____
 CUSTOMER P.O. _____
 MASON M. _____
 DWG No. _____

EAFM

16114 & 6534
Elastomeric
Acoustical
Floor Mounts



MASON LOW DYNAMIC STIFFNESS (LDS) BRIDGE BEARING NATURAL RUBBER DYNAMIC NATURAL FREQUENCY/DEFLECTION CHART



Material:

LDS Rubber, compounded to AASHTO Bridge-bearing specifications.

LDS stands for Low Dynamic Stiffness AASHTO Bridge Bearing Natural Rubber to minimize noise and vibration transmission. Maximum Dynamic Stiffness is 1.4.

EAFM 16114 Mounts are designed for 0.075" 1.9mm maximum deflection under constant load.

EAFM 6534 Mounts are designed for 0.15" 3.8mm maximum deflection under constant load.

Temporary loading may greatly exceed these numbers without damage or permanent set.

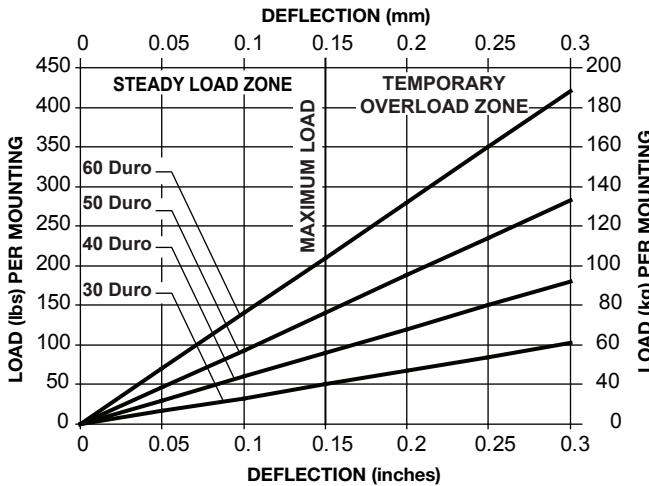
Mason Layout Drawing:

AASHTO BRIDGE BEARING NATURAL RUBBER SPECIFICATIONS

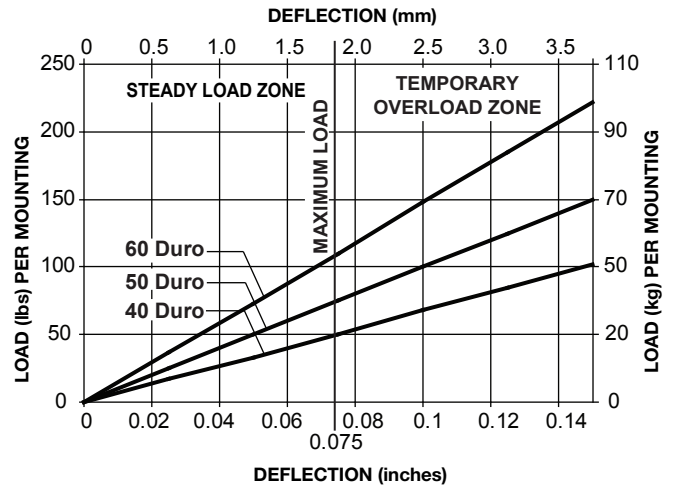
ORIGINAL PHYSICAL PROPERTIES			TESTED FOR AGING			COMPRESSION SET ASTM D-395 22hrs/158°F Method B	LONG TERM CREEP ISO8013 168hrs	
Duro-meter Shore A	Tensile Strength (min)	Elongat. at Break (min)	OVEN AGING(70hrs/158°F) ASTM D-573	OZONE ASTM D-1149	Hard-ness (max)			Tensile Strength at Break (max)
40±5	2000 psi	500%	+10%	-25%	-25%	No Cracks	25%(max)	5%(max)
50±5	2250 psi	450%	+10%	-25%	-25%	No Cracks	25%(max)	5%(max)
60±5	2250 psi	400%	+10%	-25%	-25%	No Cracks	25%(max)	5%(max)
70±5	2250 psi	300%	+10%	-25%	-25%	No Cracks	25%(max)	5%(max)

NOTE: AASHTO does not spec 40 Duro. 40 Duro by Mason.

6534 LOAD DEFLECTION CURVES



16114 LOAD DEFLECTION CURVES



EAFM Designation & Color	Durometer ±5	0.025" 0.6mm Deflection		0.050" 1.3mm Deflection			0.075" 1.9mm Deflection			Temporary Overload* 3X Maximum Loading lbs. kgs.		
		Loading lbs. kgs.	Frequency Hz	Loading lbs. kgs.	Frequency Hz	Loading lbs. kgs.	Frequency Hz	Loading lbs. kgs.	Frequency Hz			
16114	Green	17	8	21.4	33	15	15.1	50	23	12.4	150	68
	Red	25	11	22.4	50	23	17.8	75	34	12.9	225	102
	White	37	17	22.5	73	33	16.0	110	50	13.0	330	150
6534	0.05" 1.3mm Deflection	Loading		0.1" 2.5mm Deflection			0.15" 3.8mm Deflection			lbs. kgs.		
		Frequency		Loading			Frequency					
	Hz		lbs. kgs.			Hz						
	Hz		lbs. kgs.			Hz						
	Hz		lbs. kgs.			Hz						
6534	Black	17	8	14.7	33	15	10.4	50	23	8.5	150	68
	Green	30	14	15.1	60	27	10.7	90	41	8.7	270	122
	Red	47	21	15.8	93	42	11.2	140	64	9.1	420	191
	White	70	32	16.0	140	64	11.3	210	95	9.2	630	286
	White	60	70	32	16.0	140	64	11.3	210	95	9.2	630

*Temporary overload is often mentioned in specifications. We have tested mountings compressed to 50% of their initial thickness. After release there was no permanent set or damage.