



MASON INDUSTRIES, Inc.

Manufacturers of Vibration Control Products

350 Rabro Drive 2101 W. Crescent Ave., Suite D
 Hauppauge, NY 11788 Anaheim, CA 92801
 631/348-0282 714/535-2727
 FAX 631/348-0279 FAX 714/535-5738
 Info@Mason-Ind.com Info@MasonAnaheim.com
 www.Mason-Ind.com

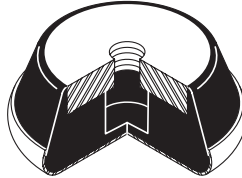
JOB NAME _____
 CUSTOMER _____
 CUSTOMER P.O. _____
 MASON M.I. _____
 DWG. NO. _____

**R, RL, RC
& RCL**
 NEOPRENE LEVELING
 MOUNTS & GLIDES

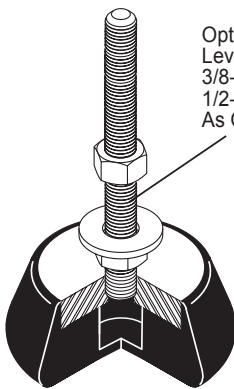
R- Tapped Mount Only



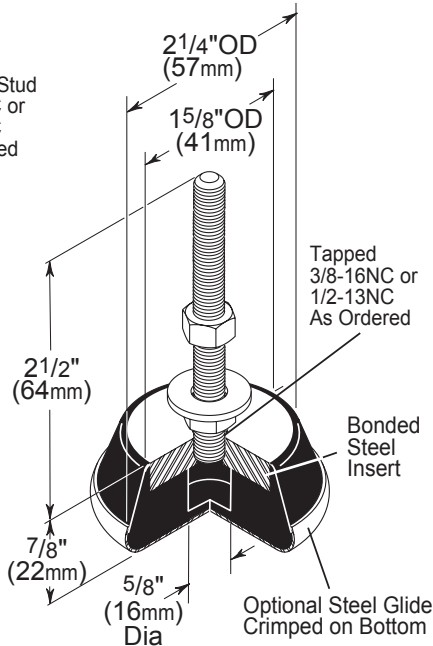
RC- Tapped Mount with Glide Cup



RL- Mount with Leveling Stud, Nuts and Washer



RCL- Mount with Glide Cup, Leveling Stud, Nuts and Washer



All Studs
 2 1/2" (64mm) Long
 Above Mount

TYPE R, RL, RC & RCL LOAD RATINGS

Type & Size	Max Load (lbs) (kgs)	Color Code	Tapped Hole
Without Steel Glide Cup			
R-4 or RL-4	150 68	Green	3/8-16
R-4 or RL-4	250 113	Red	3/8-16
R-4 or RL-4	400 181	White	3/8-16
R-5 or RL-5	150 68	Green	1/2-13
R-5 or RL-5	250 113	Red	1/2-13
R-5 or RL-5	400 181	White	1/2-13
R-5 or RL-5	600 272	Yellow	1/2-13
R-5 or RL-5	1000 454	Blue	1/2-13

Type & Size	Max Load (lbs) (kgs)	Color Code	Tapped Hole
With Steel Glide Cup			
RC-4 or RCL-4	150 68	Green	3/8-16
RC-4 or RCL-4	250 113	Red	3/8-16
RC-4 or RCL-4	400 181	White	3/8-16
RC-5 or RCL-5	150 68	Green	1/2-13
RC-5 or RCL-5	250 113	Red	1/2-13
RC-5 or RCL-5	400 181	White	1/2-13
RC-5 or RCL-5	600 272	Yellow	1/2-13
RC-5 or RCL-5	1000 454	Blue	1/2-13

Mountings can be used with or without plated steel glide cups or leveling bolts. Furnished with 3/8UNC-16 or 1/2UNC-13 tapped holes or studs to accommodate large or small holes in the machinery leg.

PLAN VIEW OF MOUNT LOCATION

TAG : _____
 UNIT : _____



1 :	6 :
2 :	7 :
3 :	8 :
4 :	9 :
5 :	10 :
Sets Required:	