



MASON INDUSTRIES, Inc.

Manufacturers of Vibration Control Products

350 Rabro Drive
Hauppauge, NY 11788
631/348-0282
FAX 631/348-0279
Info@Mason-Ind.com
www.Mason-Ind.com

2101 W. Crescent Ave., Suite D
Anaheim, CA 92801
714/535-2727
FAX 714/535-5738
Info@MasonAnaheim.com
www.MasonAnaheim.com

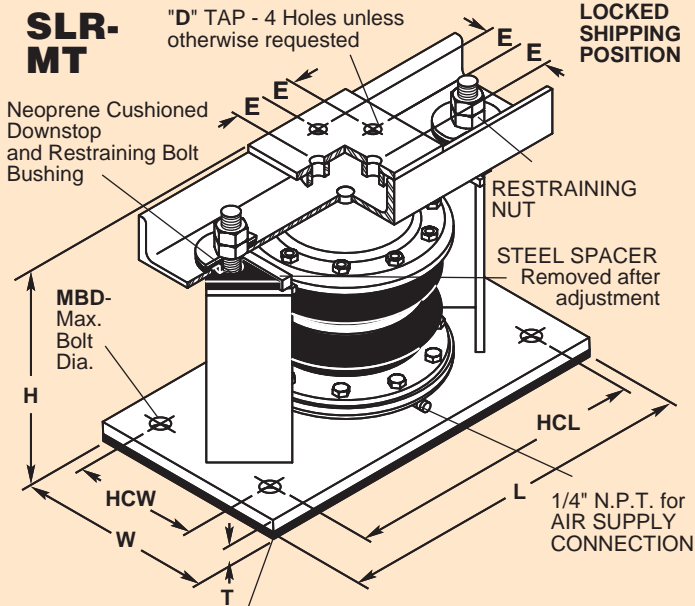
WELDED RESTRAINED TWIN SPHERE AIR SPRING MOUNTS

WELDED RESTRAINED ROLLING LOBE AIR SPRING MOUNTS

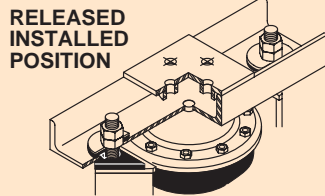
SLR-MT SLR-MAS

DATA SHEET DS-211-1

SLR-MT



NON-SKID NEOPRENE FRICTION PAD- When not using for seismic or wind resistance, bolting to floor is not necessary.



TYPE SLR-MT RATINGS

Size	Min Load @ 25 psi (lbs)	Max Recommended Load @ 80 psi (lbs)	Max Load @ 100 psi (lbs)	Approximate Frequency C.P.M.	Hertz
SLR-MT-3	345	1100	1375	138	2.3
SLR-MT-4	540	1720	2150	120	2.0
SLR-MT-6	1175	3760	4700	108	1.8
SLR-MT-8	2120	6780	8475	102	1.8

TYPE SLR-MT METRIC RATINGS

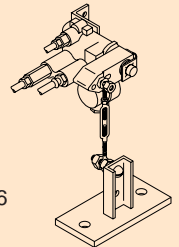
Size	Min Load @ 1.8 kg/cm ² (kgs)	Max Recommended Load @ 5.6 kg/cm ² (kgs)	Max Load @ 7 kg/cm ² (kgs)	Approximate Frequency C.P.M.	Hertz
SLR-MT-3	155	505	625	138	2.3
SLR-MT-4	245	780	980	120	2.0
SLR-MT-6	535	1710	2135	108	1.8
SLR-MT-8	960	3080	3850	102	1.8

TYPE SLR-MT DIMENSIONS (inches mm)

Size	D	E	H	L	T	W	HCL	HCW	MBD
SLR-MT-3	3/4	13/8	10	13	1/2	7	11	41/2	5/8
SLR-MT-4	3/4	13/8	10	13	1/2	7	11	41/2	5/8
SLR-MT-6	3/4	13/8	10	17	5/8	10	15	7	5/8
SLR-MT-8	3/4	13/8	10	213/4	5/8	14	183/4	7	5/8
SLR-MT-3	19	35	254	330	13	178	280	114	16
SLR-MT-4	19	35	254	330	13	178	280	114	16
SLR-MT-6	19	35	254	432	16	254	380	178	16
SLR-MT-8	19	35	254	552	16	355	476	178	16

NOTE: Air Springs should be selected for 80% of maximum capacity to allow for errors in published equipment weights or weight distribution.

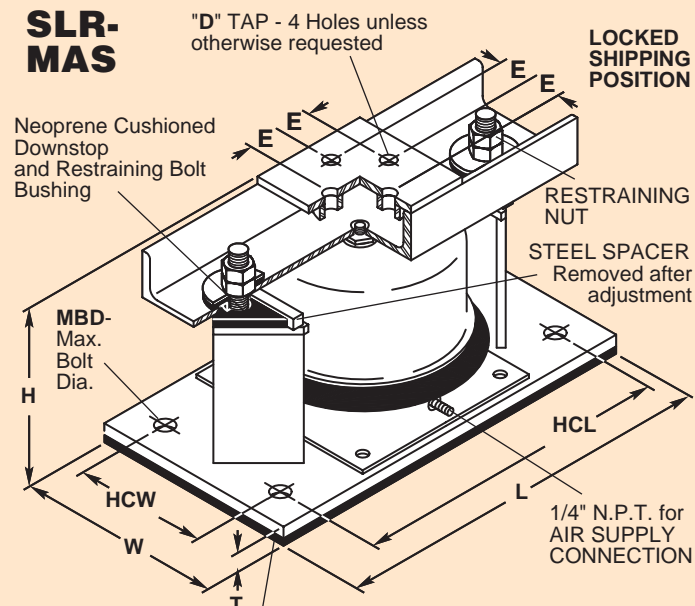
Air Springs should be installed with Air Spring Leveling Valves.



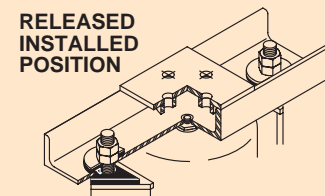
CAUTION: Never inflate Air Springs prior to installation.

See Data Sheet DS-206 for Additional Information.

SLR-MAS



NON-SKID NEOPRENE FRICTION PAD- When not using for seismic or wind resistance, bolting to floor is not necessary.



TYPE SLR-MAS RATINGS

Size	Min Load @ 10 psi (lbs)	Max Recommended Load @ 80 psi (lbs)	Max Load @ 100 psi (lbs)	Approximate Frequency C.P.M.	Hertz
SLR-MAS-3000	300	2400	3000	84	1.4
SLR-MAS-6800	680	5440	6800	84	1.4
SLR-MAS-12000	1200	9600	12000	78	1.4

TYPE SLR-MAS METRIC RATINGS

Size	Min Load @ 0.7 kg/cm ² (kgs)	Max Recommended Load @ 5.6 kg/cm ² (kgs)	Max Load @ 7 kg/cm ² (kgs)	Approximate Frequency C.P.M.	Hertz
SLR-MAS-3000	136	1088	1360	84	1.4
SLR-MAS-6800	309	2472	3090	84	1.4
SLR-MAS-12000	545	4360	5455	78	1.4

TYPE SLR-MAS DIMENSIONS (inches mm)

Size	D	E	H	L	T	W	HCL	HCW	MBD
SLR-MAS-3000	3/4	13/8	111/4	13	3/8	7	11	41/2	5/8
SLR-MAS-6800	3/4	13/8	111/4	17	1/2	10	15	7	5/8
SLR-MAS-12000	3/4	13/8	111/4	213/4	1/2	14	183/4	7	5/8
SLR-MAS-3000	19	35	286	330	10	178	280	114	16
SLR-MAS-6800	19	35	286	432	13	254	380	178	16
SLR-MAS-12000	19	35	286	552	13	355	476	178	16